

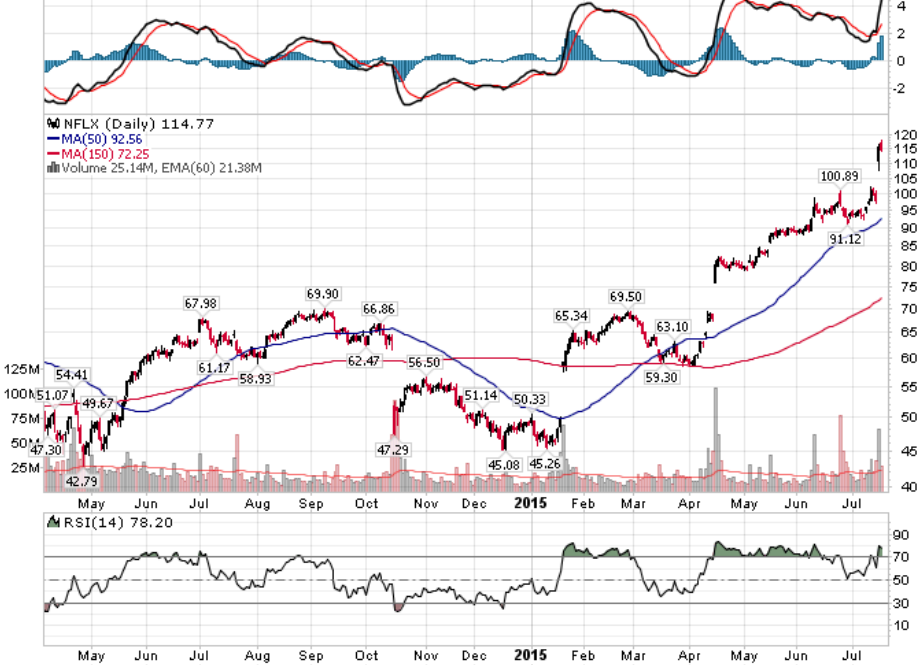
GOOGL Google Inc. - Class A Nasdaq GS © StockCharts.com

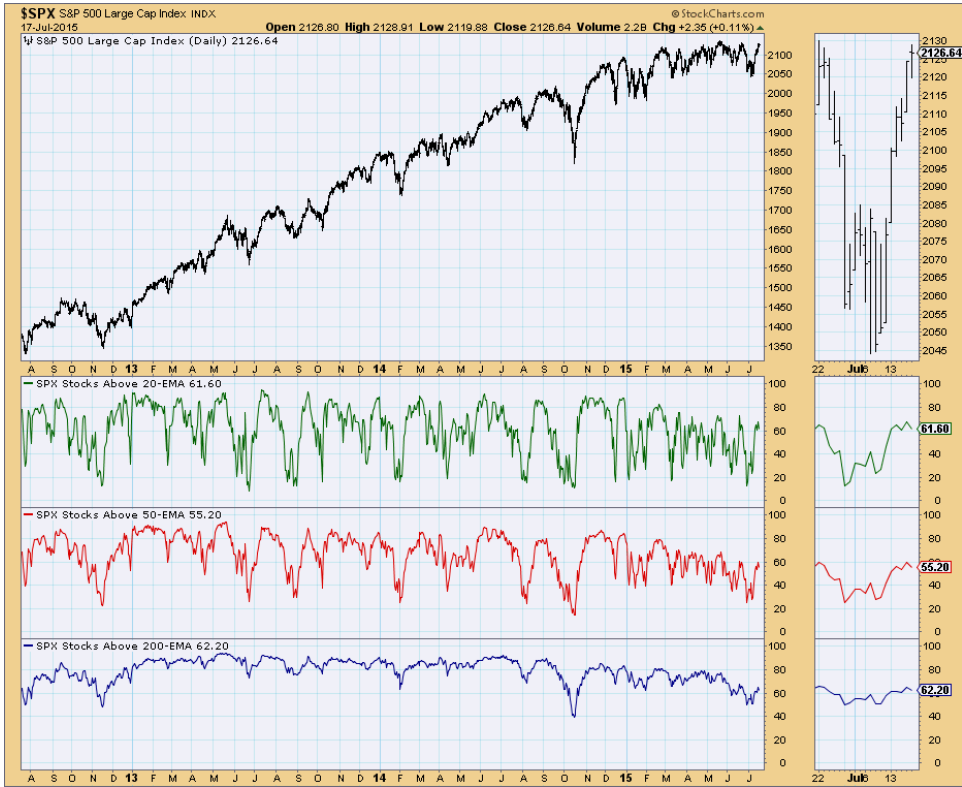
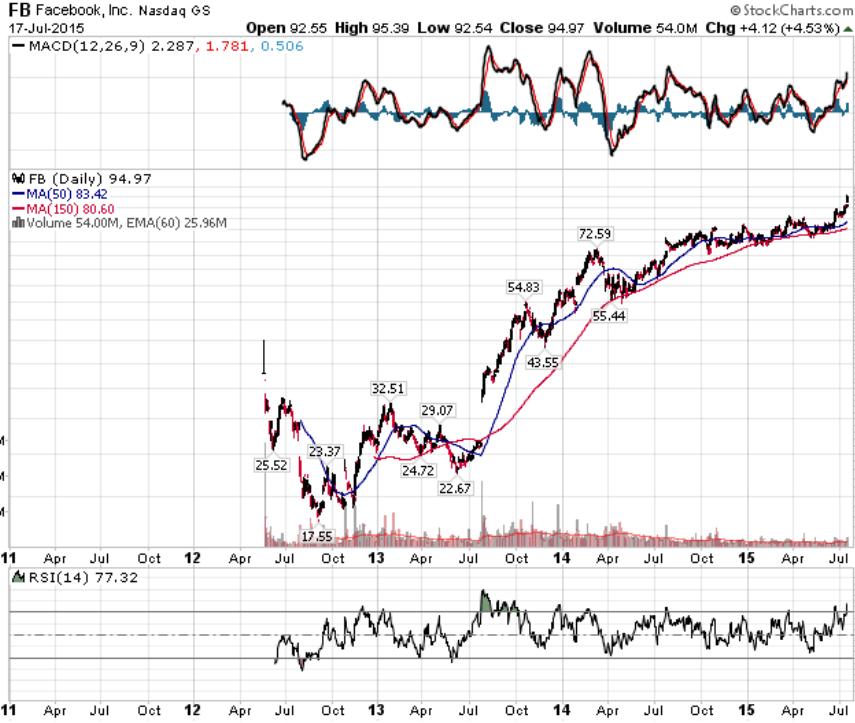
17-Jul-2015 **Open 680.00 High 703.00 Low 678.00 Close 699.62 Volume 12.9M Chg +97.84 (+16.26%)**
 - MACD(12,26,9) 18.275, 5.957, 12.317



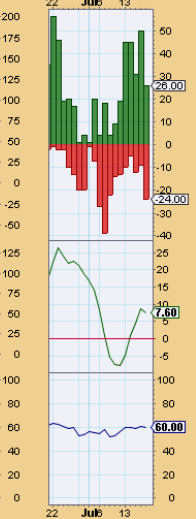
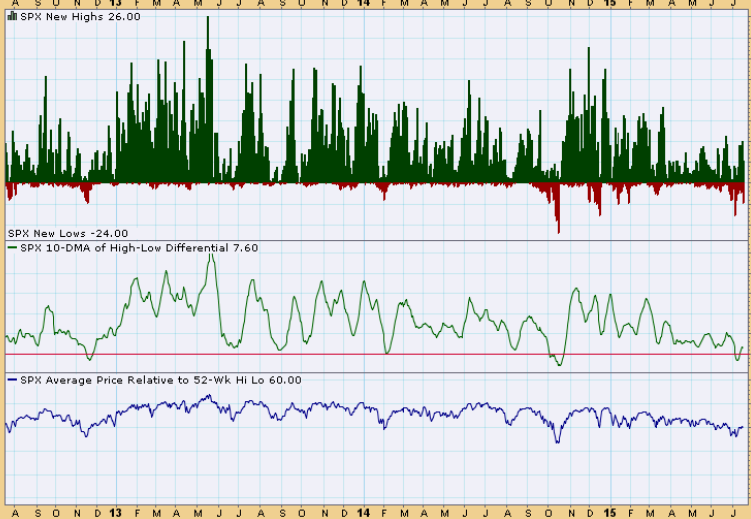
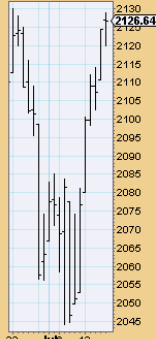
NFLX Netflix, Inc. Nasdaq GS © StockCharts.com

17-Jul-2015 **Open 117.34 High 117.88 Low 114.24 Close 114.77 Volume 25.1M Chg -1.04 (-0.90%)**
 - MACD(12,26,9) 4.442, 2.671, 1.771





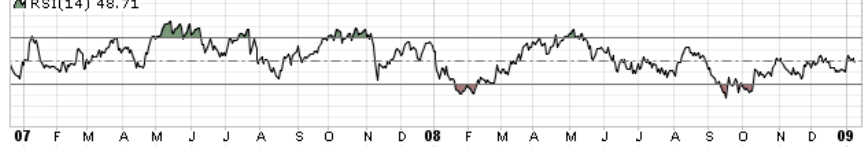
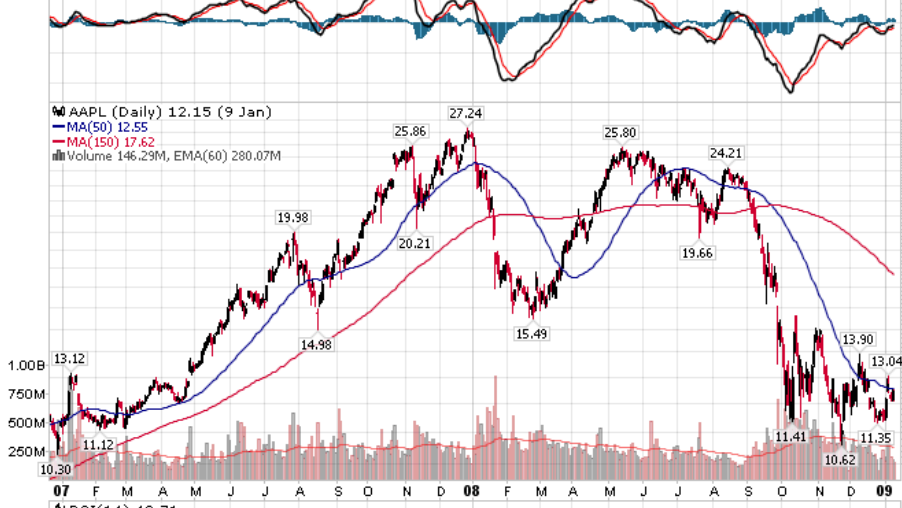
\$SPX S&P 500 Large Cap Index INDX
17-Jul-2015 © StockCharts.com
Open 2126.80 High 2128.91 Low 2119.88 Close 2126.64 Volume 2.2B Chg +2.35 (+0.11%)
1/2 S&P 500 Large Cap Index (Daily) 2126.64



AAPL Apple, Inc. Nasdaq GS

9-Jan-2009 **Open 12.51 High 12.53 Low 12.10 Close 12.15 Volume 146.3M Chg -0.28 (-2.29%)**

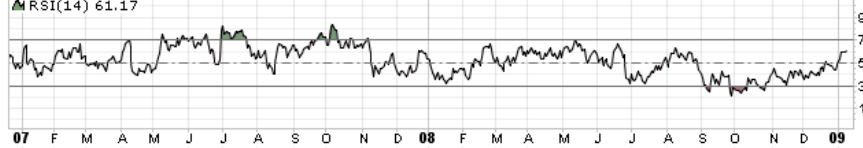
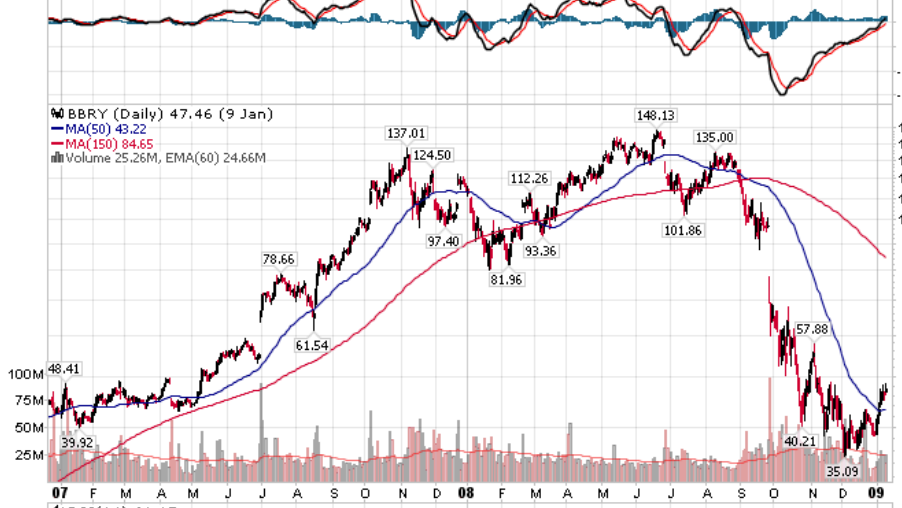
MACD(12,26,9) -0.099, -0.190, 0.091



BBRY BlackBerry Nasdaq GS

9-Jan-2009 **Open 46.88 High 48.48 Low 46.34 Close 47.46 Volume 25.3M Chg +0.96 (+2.06%)**

MACD(12,26,9) 0.821, -0.331, 1.152

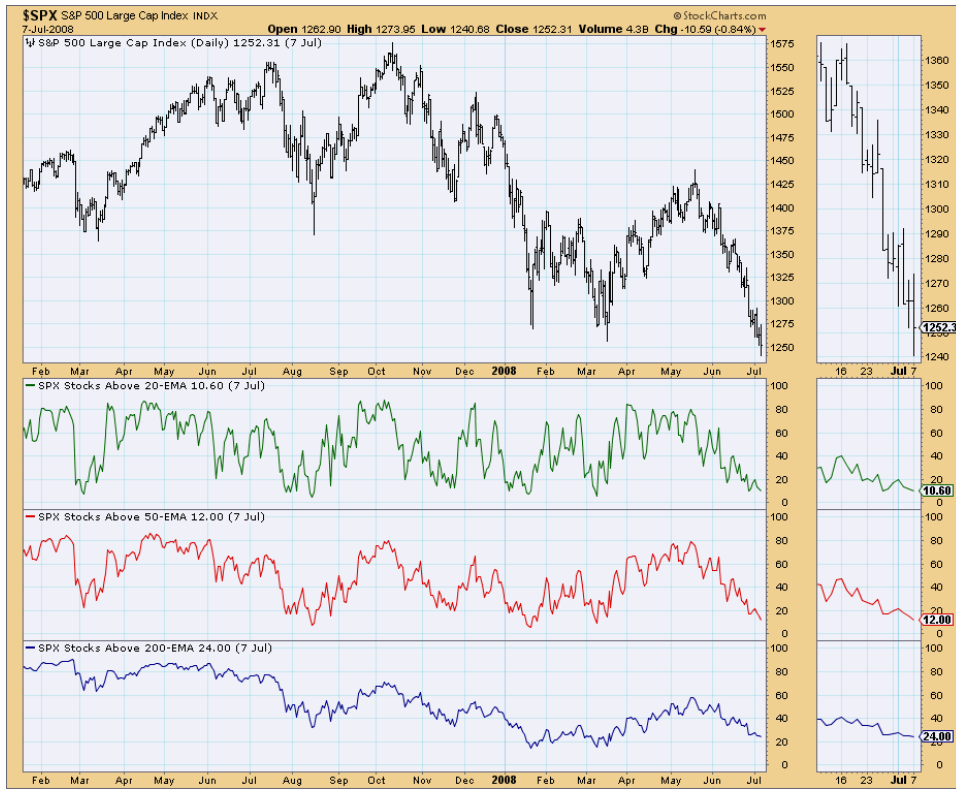


GOOGL Google Inc. - Class A Nasdaq GS
 9-Jan-2009 **Open** 163.91 **High** 163.91 **Low** 156.85 **Close** 157.89 **Volume** 8.7M **Chg** -5.08 (-3.11%)



MSFT Microsoft Corp. Nasdaq GS
 9-Jan-2009 **Open** 17.05 **High** 17.16 **Low** 16.40 **Close** 16.50 **Volume** 59.0M **Chg** -0.51 (-2.98%)





Source www.stockcharts.com